

AT/04/TB

Tri-axial charge accelerometer

5pC/g, Side Entry 1/4-28 UNF Connector, 10-32 UNF Tapped Base



KEY FEATURES

- ✓ 0.7Hz to 7kHz frequency range
- ✓ 5pC/g nominal sensitivity
- ✓ Titanium case
- ✓ 10-32 tapped base
- ✓ 16.6 grams

INCLUDED WITH DEVICE

- ✓ SP/02 Mounting Stud

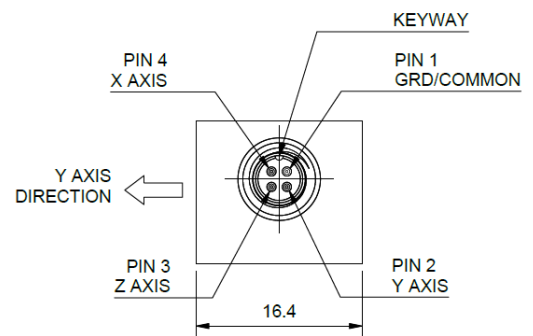
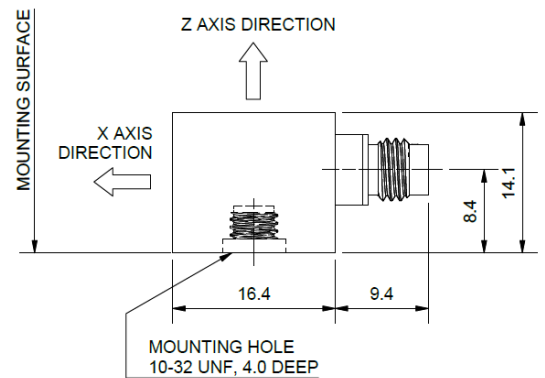
DEVICE OPTIONS

- ✓ Extended low & high frequency calibration
- ✓ AT/04 ceramic isolated adhesive mount
- ✓ Alternative/additional stud options

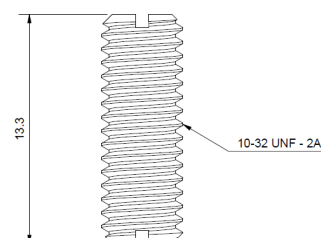
CABLE OPTIONS

- ✓ 4S-1/ET25-LN/27/4F/3T18/3BC1 - 4 pin socket, low-noise cable ending in 3x BNC, 3 metres
- ✓ Other options and lengths available

AT/04/TB ACCELEROMETER DIMENSIONS



SP/02 MOUNTING STUD DIMENSIONS



All measurements in millimeters (mm)

TECHNICAL SPECIFICATIONS

Performance

AT/04

Charge Sensitivity	5pC/g nominal
Frequency Response ($\pm 5\%$)	1Hz - 6kHz
Frequency Response ($\pm 10\%$)	0.7Hz - 7kHz
Resonant Frequency	≥ 20 kHz (X, Y); 33kHz (Z)
Pyro-Electric Output	0.15g/ $^{\circ}$ C
Pyro-Electric Corner Frequency	0.005Hz
Base Strain Sensitivity	≤ 0.01 g/ $\mu\epsilon$
Cross-Axis Error	$\leq 5\%$

Electrical

Capacitance ($\pm 10\%$)	675pF
Connector	1/4-28 UNF, 4 pin

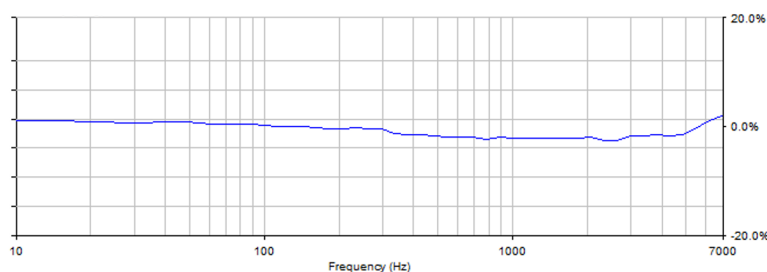
Physical

Case Material	Titanium
Mounting	Tapped Base, 10-32 UNF
Recommened Mounting Torque	1.2Nm
Weight	16.6 grams
Size (mm)	16.4 x 16.4 x 14.1mm
(Inches)	0.65 x 0.65 x 0.56"

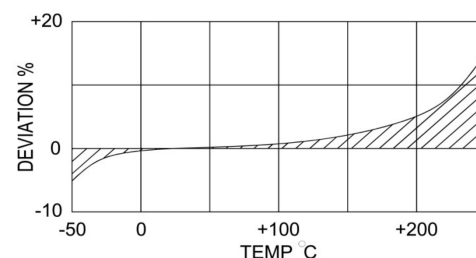
Environmental

Temperature Range ($^{\circ}$C)	-55 $^{\circ}$ C to +200 $^{\circ}$ C
($^{\circ}$F)	-67 $^{\circ}$ F to +392 $^{\circ}$ F
Maximum Shock	10000g
Total Mass Loss (TML)	<0.1%

TYPICAL FREQUENCY RESPONSE



TYPICAL THERMAL RESPONSE



DJB INSTRUMENTS UK LIMITED

e: sales@djbstruments.com

t: +44 (0) 1638 712288

w: djbstruments.com



SPECIFICATIONS MAY BE SUBJECT TO CHANGE WITHOUT PRIOR NOTICE.

ALL DEVICES CALIBRATED IN ACCORDANCE WITH BS ISO 16063-21:2003. ALL DEVICE CALIBRATIONS ARE UKAS TRACEABLE.