

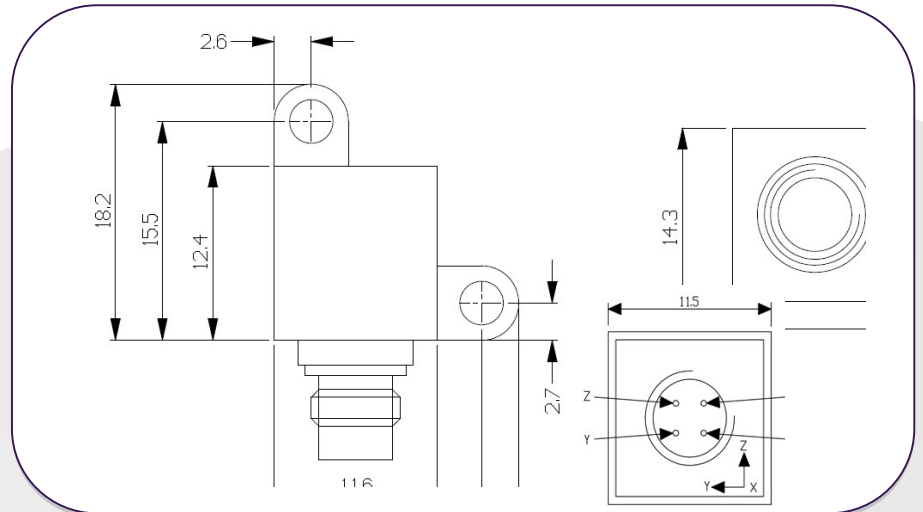


AT/10/F Miniature Triaxial Piezo-Tronic IEPE Accelerometer

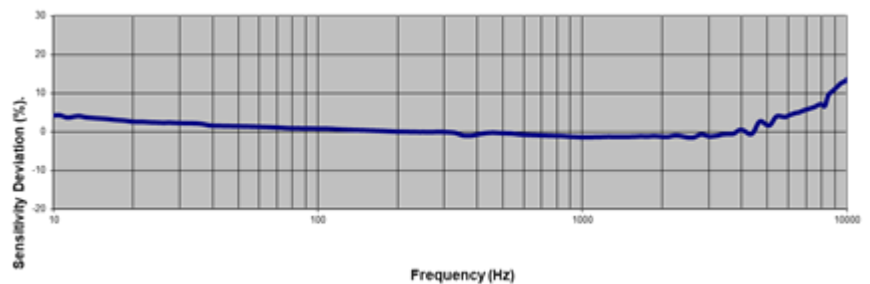
1mV/g up to 100mV/g $\pm 10\%$ 10gm 125°C Max Temp

A lightweight miniature triaxial IEPE vibration transducer comprising of three voltage output piezo-electric accelerometer elements mounted orthogonally within a titanium block. The use of independent Konic Shear® sensing elements ensures a rugged and repeatable triaxial measurement under the most extreme conditions. This design will outperform single element devices. The AT/10 uses high temperature piezo-ceramics as standard to ensure thermal stability. Using the industry standard 1/4-28 UNF 4 pin connector for a single cable connection, cable assemblies of any length can be provided breaking out to 3 BNC plugs.

Standard sensitivity options are 1mV/g up to 100mV/g



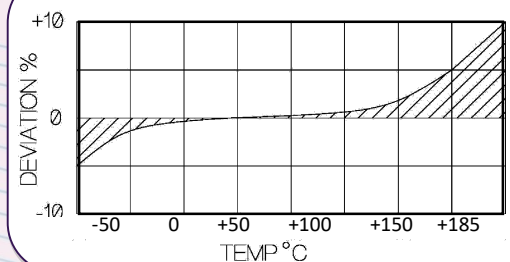
Typical Frequency Response



Typical Spectral Noise (100mV/g)

1Hz	393.4 $\mu\text{g}/\sqrt{\text{Hz}}$
10Hz	174 $\mu\text{g}/\sqrt{\text{Hz}}$
100Hz	32.1 $\mu\text{g}/\sqrt{\text{Hz}}$
1kHz	12.7 $\mu\text{g}/\sqrt{\text{Hz}}$
10kHz	5.1 $\mu\text{g}/\sqrt{\text{Hz}}$

Temperature Response



Options

- AT/10 Side entry
- AT/10/F Side entry, Flanged
- AT/10/TB Side entry, Tapped base

Please note: For information and reference only. Data should not be used as pass / fail criteria for calibration purposes

DJB Instruments (UK) Ltd

Finchley Avenue,
Mildenhall, Suffolk IP28 7BG


Tel +44 (0)1638 712 288
Email sales@djbinstruments.com
Web www.djbinstruments.com

DJB Iss.5 2020

A UK company with UK-based manufacturing, assembly and calibration in-house.



ISO 9001 – 00025363



AT/10/F Miniature Triaxial Piezo-Tronic IEPE Accelerometer

1mV/g up to 100mV/g $\pm 10\%$ 10gm 125°C Max Temp

	Metric			Imperial		
	0.1mV/(m/s ²)	1.02 mV/(m/s ²)	10.2mV/(m/s ²)	1mV/g	10mV/g	100mV/g
Voltage Sensitivity @ 20°C $\pm 10\%$	0.1mV/(m/s ²)	1.02 mV/(m/s ²)	10.2mV/(m/s ²)	1mV/g	10mV/g	100mV/g
Resonant Frequency	$\geq 58\text{kHz}$					
Typical Frequency range	$\pm 5\%$ $\pm 10\%$	1Hz - 7kHz 0.7Hz - 8kHz	1Hz - 7kHz 0.7Hz - 8kHz	2Hz - 7kHz 1Hz - 8kHz	1Hz - 7kHz 0.7Hz - 8kHz	1Hz - 7kHz 0.7Hz - 8kHz 2Hz - 7kHz 1Hz - 8kHz
Cross Axis Error	$\leq 5\%$ max					
Temperature Range	-50/ +125°C (+185°C HT)			-58/ +257°F (+365°F HT)		
Voltage Sensitivity deviation (20°C / 68°F)	+5% @ +125°C			+5% @ +257°F		
Supply Voltage	15V to 35V standard					
Supply Current	2-20mA					
Output Impedance	$\leq 100\Omega$					
Bias Voltage (20°C / 68°F)	9 to 12 V DC					
Settling time within 10% bias	<6 seconds					
Amplitude Linearity (%FS)	$\leq 1\%$			$\leq 1\%$		
Broadband resolution	0.002grms			0.002grms		
Shock Limit	49033m/s ²			5000g		
Saturation limit (equiv. g)	49033m/s ²	4903m/s ²	490m/s ²	5000g	500g	50g
Case Material	Titanium					
Mounting	2x M3 mounting screws					
Weight	10gm			0.35oz		
Case Seal	Welded					
Size	12.4 x 11.6 x 14.3mm			0.49 x 0.46 x 0.56in		
Connector	1/4-28UNF 4 pin					
Base Strain Sensitivity	$\leq 0.001\text{g}/\mu$ strain					

Please note: For information and reference only. Data should not be used as pass / fail criteria for calibration purposes

DJB Instruments (UK) Ltd

Finchley Avenue,
Mildenhall, Suffolk IP28 7BG

Tel +44 (0)1638 712 288
Email sales@djbinstruments.com
Web www.djbinstruments.com

A UK company with UK-based manufacturing, assembly and calibration in-house.

DJB Iss.5 2020



ISO 9001 – 00025363